

KEY AREAS OF LEARNING

VOCABULARY DOZEN!

Abstract

Art where the subject doesn't necessarily look like it does in real life.

Botanical art

To depict whole plants or parts of plants that is visually pleasing and scientifically accurate.

Composition

Putting different elements together in a pleasing way.

Organic

Irregular natural shapes.

Scale

The size of what is being drawn.

Shading

Drawn marks to show areas of light and dark

Tone

The light and dark something is.



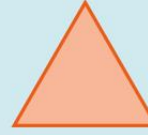
Everything in our world is made from simple shapes. Identifying shapes within objects will help you to draw more accurately.



Squares and rectangles



Circles and ovals



Triangles



Straight lines



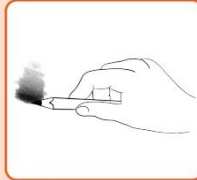
Wavy lines



Holding a pencil to shade




Detail grip
(Writing grip)



Shading grip

Creating tones:



Dark tones show where there is less light on an object. Pressing firmly with your pencil when you shade will create darker tones.

Light tones show where there is more light on the subject and less pressure is needed when you shade.

Artists

Georgia O'Keeffe

Charles Darwin

Maud Purdy

Max Ernst

Carl Linnaeus



The four rules of shading

To shade in **ONE** direction.

To not leave any gaps

To work neatly to the edges

To create smooth even tones



YEAR 3 ART

Drawing: Growing Artists